

DR 2010

THE DOMAIN
REPORT

2010

CONTENTS

03	DOMAIN HOLDERS
04	DOMAINS BY GEOGRAPHICAL LOCATION
05	NUMBER OF DOMAIN FROM 2000 TO 2010
06	REGISTRATION OF DOMAIN DURING 2010
07	LENGTH OF DOMAIN NAMES
08	MARKET SHARES FOR SERVER SOFTWARE
09	IPv6
10	WEBSITE CONTENT
	SECURE DOMAIN

THIS WORK IS LICENSED UNDER
THE CREATIVE COMMONS
ATTRIBUTION-NONCOMMERCIAL-
SHARE ALIKE 3.0 CZECH
REPUBLIC LICENSE.

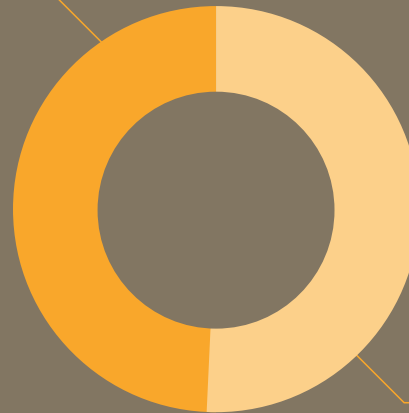
TO VIEW A COPY OF THIS LICENSE,
VISIT [HTTP://CREATIVECOMMONS.
ORG/LICENSES/BY-NC-SA/3.0/CZ/](http://creativecommons.org/licenses/by-nc-sa/3.0/cz/)
OR SEND A LETTER TO CREATIVE
COMMONS:
171 SECOND STREET, SUITE 300,
SAN FRANCISCO, CALIFORNIA,
94105, USA.

01

THESE STATISTICS SHOW THE DIVISION OF DOMAIN HOLDERS BETWEEN INDIVIDUALS AND ORGANIZATIONS.

ORGANIZATION

49 %



INDIVIDUALS

51 %

FEMALE

14 %



MALE

86 %

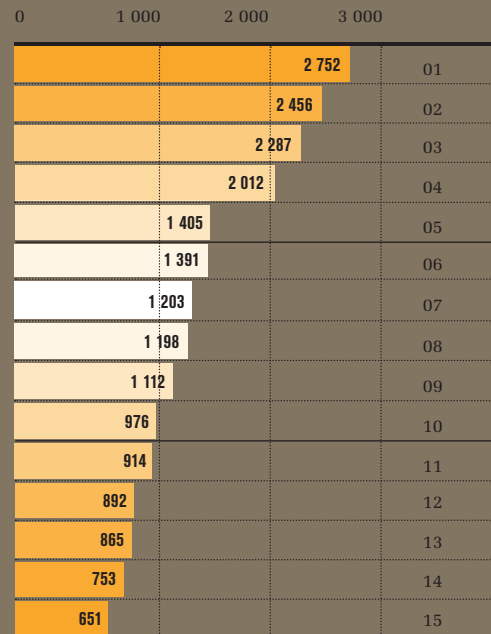
02

THE FOLLOWING GRAPH SHOWS THE DIVISION OF DOMAIN HOLDERS BY GENDER.

03

370 566 HOLDERS WITH A SINGLE REGISTERED DOMAIN.

THE STATISTICS SHOW HOLDERS WITH THE HIGHEST NUMBER OF DOMAIN REGISTERED. THERE WERE 370 566 HOLDERS WITH A SINGLE REGISTERED DOMAIN, AND 33 804 HOLDERS WITH TWO REGISTERED DOMAINS.



Number of domain

01

THESE STATISTICS MONITOR THE NUMBER OF DOMAINS IN THE REGISTRY ACCORDING TO THE HOLDER'S ADDRESS IN INDIVIDUAL REGIONS OF THE CZECH REPUBLIC OR REGIONAL CAPITALS.

0	10 000	20 000	50 000	100 000	300 000	Region / Capital
					287 761	Central Bohemian Reg.
				232 154		Prague
				80 724		South Moravian Reg.
			50 816			Brno
			56 597			Moravian-Silesian Reg.
	21 866					Ostrava
	30 260					South Bohemian Reg.
8 997						České Budějovice
	30 082					Hradec Králové Reg.
9 156						Hradec Králové
	30 465					Zlín Reg.
6 933						Zlín
	27 043					Ústí nad Labem Reg.
4 796						Ústí nad Labem
	24 774					Pardubice Reg.
7 406						Pardubice
	24 505					Olomouc Reg.
9 981						Olomouc
	23 125					Liberec Reg.
8 142						Liberec
	22 651					Plzeň Reg.
13 773						Plzeň
	19 715					Vysočina Reg.
2 885						Jihlava
	10 493					Karlovy Vary Reg.
3 404						Karlovy Vary

Number of domain

02

THESE STATISTICS GIVE THE NUMBER OF DOMAIN HOLDERS WITH AN ADDRESS OUTSIDE OF THE CZECH REPUBLIC.

0	2 500	5 000	7 500	10 000	Country
				9 128 (4 498)	Slovakia
				9 053 (5 348)	Germany
			4 538 (1 959)		USA
			2 927 (2 026)		Great Britain
	1 971 (1 409)				France
	1 741 (1 315)				Netherlands
	1 531 (1 229)				Poland
	1 527 (1 124)				Austria
	1 346 (73)				China
	1 218 (856)				Switzerland
	826 (610)				Sweden
	656 (490)				Italy
	598 (471)				Belgium
	493 (446)				Denmark
	480 (197)				Russia
	415 (322)				Hungary
	379 (64)				Seychelles
	326 (4)				Western Samoa
	324 (261)				Spain
	248 (95)				Cyprus
	229 (133)				Canada
	216 (139)				Luxembourg
	202 (133)				Ireland
	175 (126)				Finland
	170 (128)				Norway
	154 (114)				Costa Rica
	151 (89)				Thailand
	137 (77)				Japan
	136 (111)				Australia
	95 (50)				Ukraine

Number of domains (Number of holders)

01

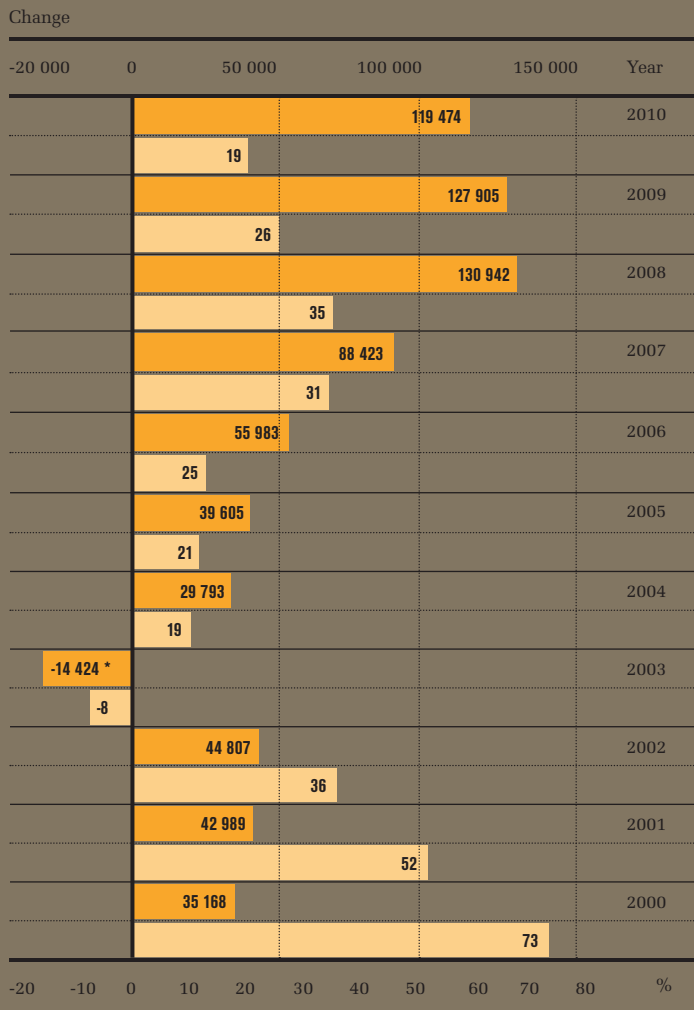
0	250 000	500 000	750 000	1 000 000	Year
					2010
					2009
					2008
					2007
					2006
					2005
					2004
					2003
					2002
					2001
					2000

Number of domain

748 801
 THE NUMBER
 OF DOMAINS
 IN THE
 REGISTRY
 IN THE
 CALENDAR
 YEAR **2010.**

THE STATISTICS GIVE THE NUMBER OF DOMAIN IN THE REGISTRY IN THE CALENDAR YEARS FROM 2000 TO 2010.

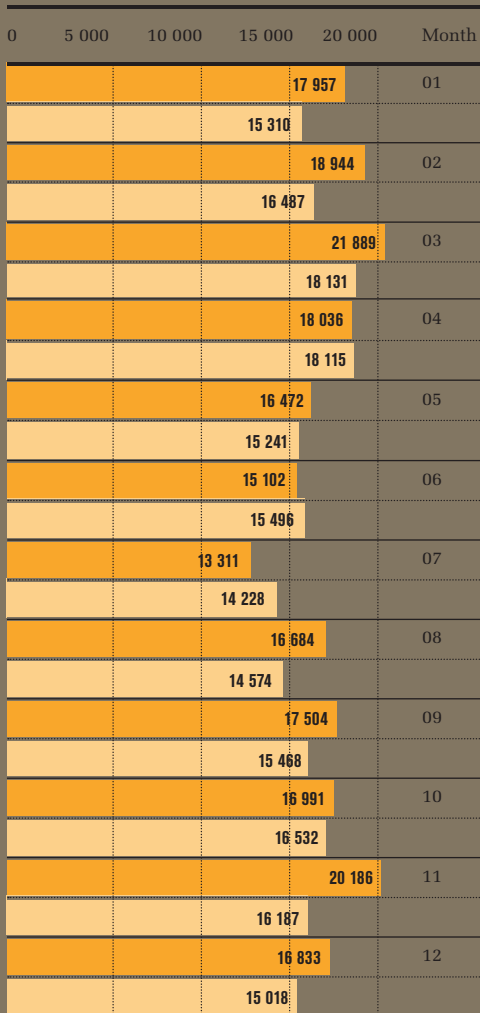
THE STATISTICS GIVE THE NET CHANGE IN THE NUMBER OF DOMAINS IN THE REGISTRY (THE NUMBER OF NEW REGISTRATIONS MINUS CANCELLED DOMAIN) IN THE CALENDAR YEARS FROM 2000 TO 2010 AND YEAR-ON-YEAR CHANGES IN THESE YEARS.



Change
 Year-on-year change in %

* IN 2003 THE NUMBER OF DOMAINS DECREASED BECAUSE THE RULES WERE CHANGED AND THE DOMAIN NAME WAS REGISTERED ONLY AFTER PAYING THE REGISTRATION FEE.

01



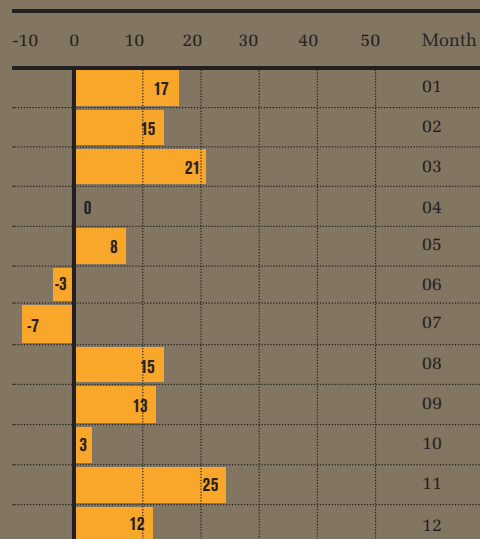
Number of new registrations

2010 2009

STATISTICS SHOW THE NUMBER OF NEW REGISTRATIONS IN INDIVIDUAL MONTHS OF 2010 AND MONTHLY CHANGES COMPARED WITH THE PREVIOUS YEAR, 2009.

THE AVERAGE NUMBER OF REGISTRATIONS PER MONTH WAS **17 492** DOMAIN DURING 2010.

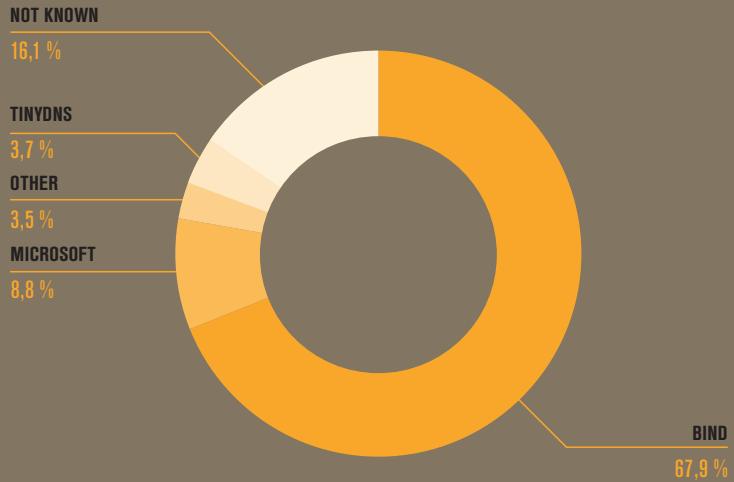
02



Change in %

THE .CZ DOMAINS ARE SERVER BY 4669 DIFFERENT DNS SERVERS.

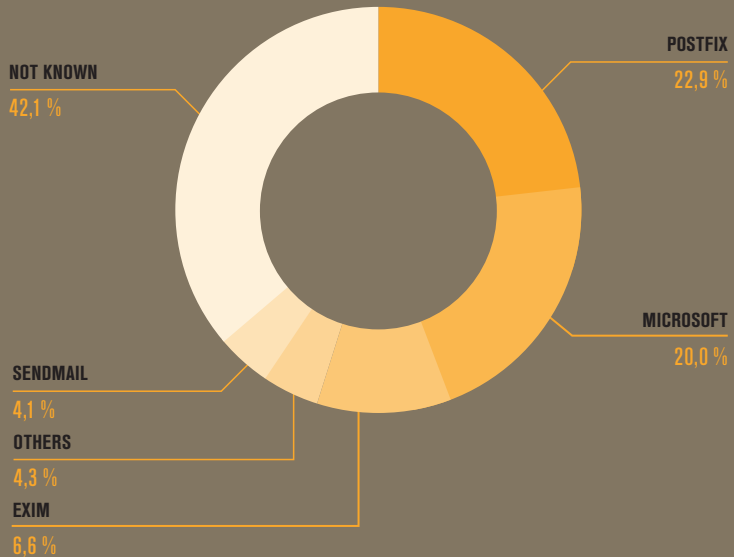
01



THE .CZ DOMAINS ARE SERVER BY 4669 DIFFERENT DNS SERVERS (ACCORDING TO UNIQUE IP ADDRESSES IN NS RECORDS). THE MARKET SHARES FOR SOFTWARE ON DNS SERVERS.

02

ELECTRONIC MAIL FOR .CZ IS SERVED BY 23 659 DIFFERENT MAIL SERVERS.

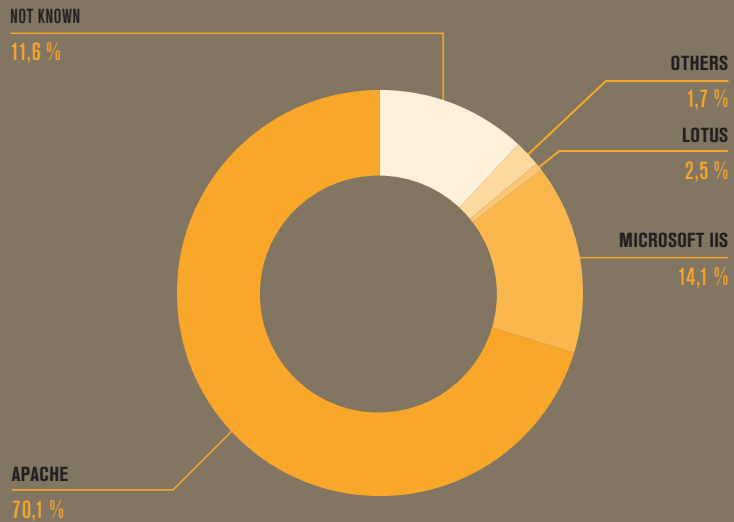


ELECTRONIC MAIL FOR .CZ IS SERVED BY 23 659 DIFFERENT MAIL SERVERS (ACCORDING TO UNIQUE IP ADDRESSES IN MX RECORDS). THE MARKET SHARES FOR SOFTWARE ON MAIL SERVERS.

WEBSITES FOR
.CZ DOMAINS
ARE PROVIDED
BY **34 415**
DIFFERENT
WEB SERVERS.

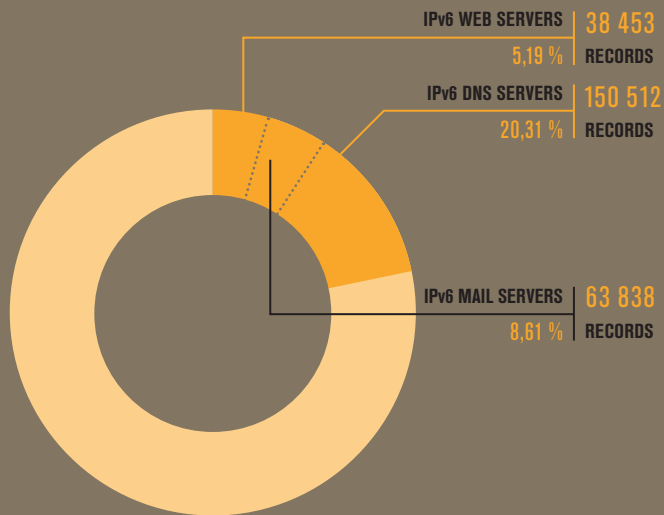
03

WEBSITES FOR .CZ DOMAINS ARE PROVIDED BY 34 415 DIFFERENT WEB SERVERS (ACCORDING TO UNIQUE IP ADDRESSES IN A RECORDS FOR THE RELEVANT WWW.JMENODOMENY.CZ). THE MARKET SHARES FOR SOFTWARE ON WEB SERVERS ARE AS FOLLOWS:



IPv6

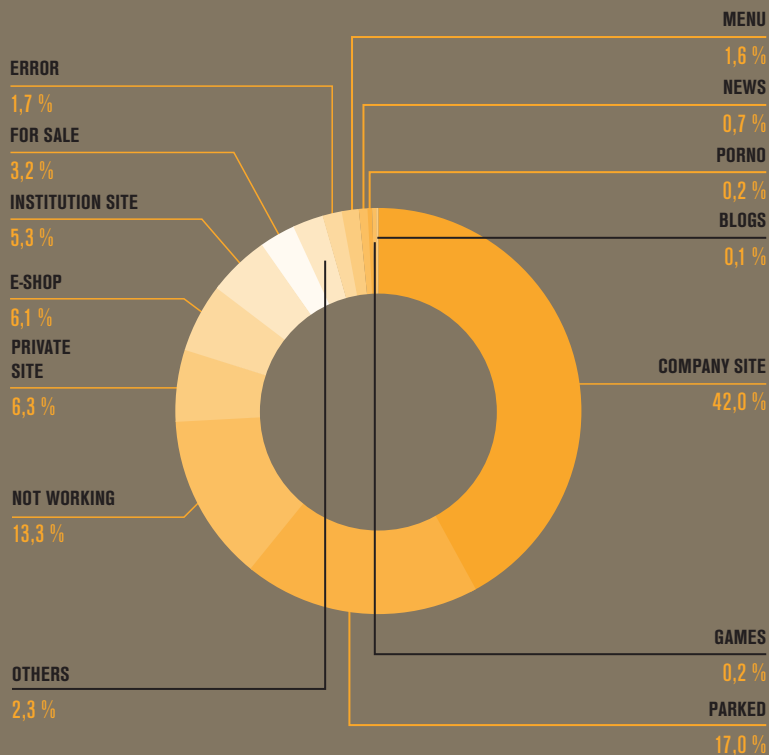
01



STATISTICS SHOW THE NUMBER OF DOMAIN IN THE REGISTRY THAT HAVE DNS SERVERS, MAIL SERVERS AND WEB SERVERS AVAILABLE USING IPv6.

01

STATISTICS SHOW THE RESULTS OF AN INVESTIGATION INTO WHAT THE CONTENT IS ON WEBSITES FOR 1200 RANDOMLY SELECTED .CZ DOMAINS.



SECURE DOMAIN

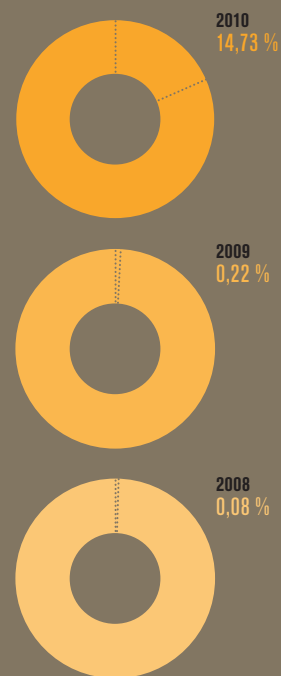
01

110 365
 NUMBER OF
 DOMAINS
 SECURED
 WITH DNSSEC
 IN 2010.



The number of domains with DNSSEC

THIS STATISTIC SHOWS THE GROWTH OF DOMAINS WITH DNSSEC SECURED FROM 2008 TO 2010.



Share of the total number of domains in %